

Access information



By train (from Tokyo)



- Shinkansen (bullet train)
- JR Lines
- Local Lines
- Expressway
- Highway bus
- Station
- Expressway IC / jct.



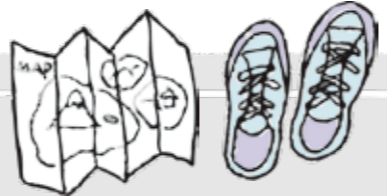
© 創通・サンライズ

DISCOVER Mibu (Toy Town)

Visit the 'Toy Town' of Japan to bring back childhood memories.



Plan your trip



HOW TO GET TO MIBU?

From Tokyo, take the Limited express train (Tobu railway) from Asakusa station (towards Tobu-Nikko or Kinugawaonsen) and change at Tochigi station (70min). From Tochigi station, take the local train (Tobu railway) towards Tobu-Utsunomiya station and get off at Omochanomachi station (20min). By car, Omochanomachi Bandai museum and Mibu toy museum are only a few minutes away from Mibu I.C. on the Kita Kanto Expressway.

HOW TO GET AROUND?

Taxis and bicycles are available from Omochanomachi station as well as Mibu station. To get to the Bandai museum, walk 15 min or hire a bike or taxi from Omochanomachi station. To get to the Mibu Toy museum, hire a bicycle or taxi from Omochanomachi station. (Bike hire is 400 yen/day)



WHAT SHOULD I DO?

Part of Mibu is called Omochanomachi, which means 'Toy Town' in English. Omochanomachi is home to two toy museums, both a few minutes drive away from Mibu I.C. and Omochanomachi Station. The Omochanomachi Bandai museum is popular with anime fans and older children, whereas the Mibu toy museum is popular among families with younger children. Otonosama Ryori Lunch and strawberry picking (Dec- April) is also a must when visiting.

WHERE CAN I GET MORE INFO?

For more information, please see the following links.
About Mibu & Omochanomachi
www.nearbytokyo.com/mibu
www.mibu-kankou.org
Omochanomachi Bandai Museum
www.bandai-museum.jp
Mibu Toy Museum
www.mibutoymuseum.com/english/
Mibu Strawberry Farm
www.mibu-ichigo.com



For ANIME Fans
**OMOCHANOMACHI
BANDAI MUSEUM**

the **2** TOY MUSEUMS **in** MIBU

FOR YOUNG CHILDREN
MIBU TOY MUSEUM



Come and meet 'real size' Gundam!



An extensive toy car collection



Bring back childhood memories



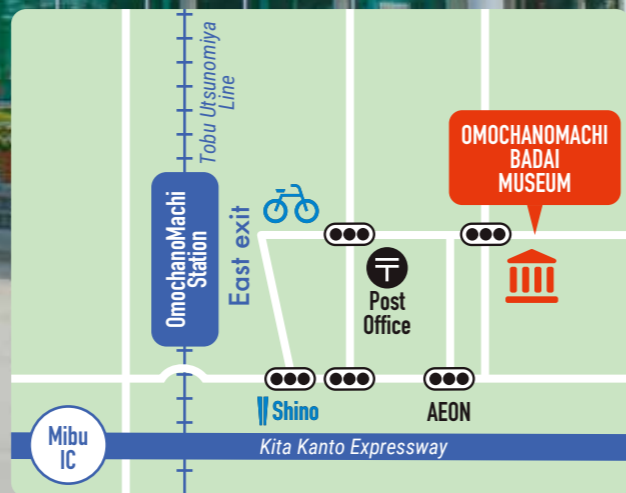
Working diorama from the 1924 British Empire Exhibition



One of the largest collections of Edison's inventions in the world!

**OMOCHANOMACHI
BANDAI MUSEUM**

Omochanomachi Bandai Museum is home to Gundam (a popular anime) and a massive collection of Japanese toys and one of the most extensive collections of Thomas Edison's inventions in the world. (Many of Edison's items such as the record players and toasters still work!). This museum is a popular destination for anime fans and families with children.



Things to do near OMOCHANOMACHI BANDAI MUSEUM

Eat Like a King

After a recent discovery of a recipe used in 1805 by the local Otonosama (feudal lord), local restaurants have reproduced the meal and made it available to guests. After a visit to the museum, why not book an Otonosama Ryouri Lunch at Shino (nihonyourishino.gorp.jp).



Rent a Bicycle

To make it easier to get around town, hire a bicycle at Omochanomachi Station (Adult 400 yen, Children 200 yen).



Fun indoor play area!



Popular train play area



Play area for younger children



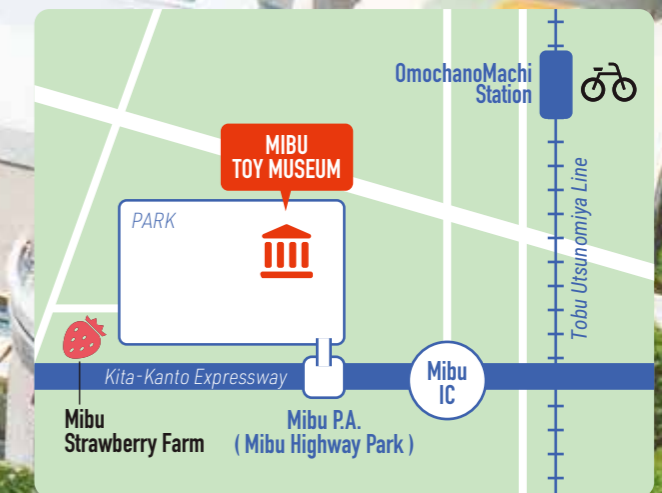
Many toys on display



Play with dolls, cars, and games!

MIBU TOY MUSEUM

Mibu Toy Museum is located next to Wampaku Koen (Wampaku Park). It has a toy museum, an indoor play area, and an area with dolls, cars, trains, and games. It is popular with families with young children.



THINGS TO DO NEAR MIBU TOY MUSEUM

Shopping

The shopping area at Mibu Parking Area (Mibu Highway park) has several shops that offer snacks and food made from local producers. If you have a sweet tooth, make sure to try the cold ice desserts made with local strawberries!



Strawberry Picking

Just outside Mibu Parking Area is Mibu Strawberry Farm where you can enjoy picking amazing local strawberries such as Tochiotome and Skyberries (mibu-ichigo.com).

